


DWP-Series Deep Watering Panels:

Incorporates 90° ribs with deep watering channels with aeration vents. Vents are located along the channel facing the root ball zone. The system is designed to use up to 30% less water by evenly distributing water and nutrients directly into the root ball zone and base of the barrier while deflecting roots downward away from the hardscape. The DWP-Series can be used in both linear and surround applications.

Linear Application: For root pruning of existing trees or in planting situations where one or more trees are in close proximity to hardscapes.

-OR-

Surround Application: For new tree planting or when the hardscape encircles the planter



Features:

- Flexible Top Safety Edge
- Versatile barrier for water conservation used in linear or surround applications
- Manufactured with 50% recycled plastic
- Raised 90° root deflecting ribs and vented deep watering channels for aeration and equal water distribution to root ball and barrier base
- 90° 3/4" raised rib, side interlocking panel to panel joining system
- Adjustable anti-lift polyethylene panels which can be separated into 1' sections

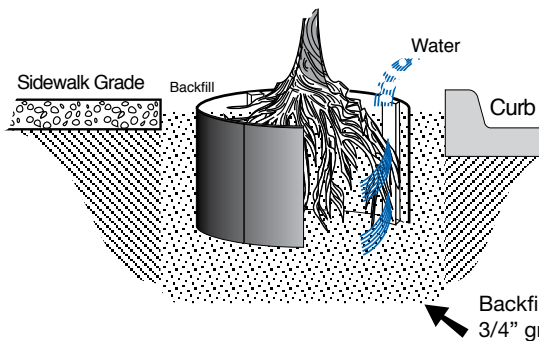
SPECIFICATIONS

DWP-Series: DWP12-2, DWP18-2, DWP24-2, DWP36-2, and DWP48-2
 90° 3/4" raised rib, side interlocking panel to panel joining system
Material: Polyethylene with ultraviolet inhibitors
Thickness: .080"

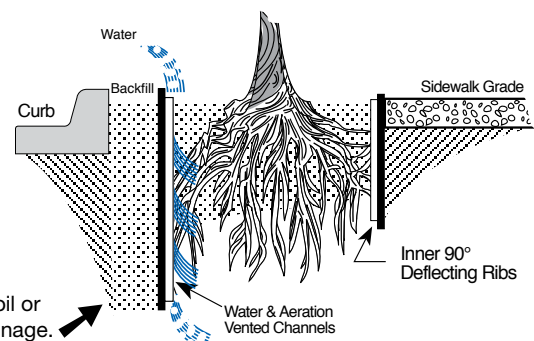
PROPERTIES	ASTM TEST METHOD	VALUE POLYETHYLENE COPOLYMER
Tensile Stress @ Yield	D638	4100 TO 4300 PSI
Elongation @ Break	D638	40%
Tensile Modulus of Elasticity	D638	150,000 PSI
Flexural Stiffness	-	-
Cantilever Beam	D747	125,000 PSI
Tensile Impact	D1822	50Ft. lbs/in ²
Environmental Stress	-	-
Crack Resistance	D1693	1 Hr.
Hardness, Shore D	D2240	68

U.S. Standard
 For Technical or Field Support, please call: 714.632.7083

SURROUND APPLICATION



LINEAR APPLICATION



Backfill is native soil or 3/4" gravel for drainage.



DWP-SERIES Root Barrier Panels

The **Century DWP-Series Deep Watering Panels** are pre-assembled in 2' long segments. The segments can be combined to create various lengths of barrier. The vented water channels located on the inside of the panel are designed to provide water and aeration directly and evenly to the root zone.

I. SPECIFICATIONS

- A. The root barrier shall be **DWP-Series** manufactured by Century Products, 1144 N Grove Street, Anaheim, CA 92806, (714) 632-7083, or approved equivalent.
- B. The barriers are black molded modular panels manufactured using 50% recycled polyethylene plastic with ultraviolet inhibitors and .080" in thickness. Each panel has vertical 90° root deflecting ribs and vented channels for deep watering and aeration protruding 3/4" in height. The ribs have a minimum thickness of .080" and are placed 4 1/2" apart. An integrated 90° 3/4" raised rib, side panel to panel joining system for instant assembly by sliding one panel into another.

II. INSTALLATION

- A. The specified number of panels shall be joined together and placed along the hardscapes to creating a linear planting application or connected to encircle the root ball for surround planting.
- B. Root deflecting ribs and water aeration channels are always installed facing the root ball.
- C. Always install the panels 2" above grade to avoid root penetration above the barrier.
- D. Prepare your installation for surround planting applications as depicted in the illustrations. (Assemble barrier as shown in figure.1)
- E. Recommended for linear or surround planting applications. Back fill with existing native soil. If necessary for drainage, use gravel or crushed rock. Avoid backfill less than 3/4" or greater than 1 1/2". Finish to grade. Do not distort barrier during installation.
- F. Technical Questions? Call Century Products at 714. 632.7083 for assistance.

Fig. 1

